

CRITERIA 2

2.4.10 Nature of internee engagement during internship consists of




PRINCIPAL
SHRI L. P. RAVAL COLLEGE OF
EDUCATION & RESEARCH
Raval Nagar, Mira Road (E).

Shri L. P. Raval College of Education and Research, MiraRoad (East)

Academic Year 2021-22

STUDENT TEACHERS' SCHEDULE FOR LESSON DELIVERY

Timetable					
	Monday 22/11	Tuesday 23/11	Wednesday 24/11	Thursday 25/11	Friday 26/11
8 th	Viral (science)	K.Naeema (His)	Viral (science)	K.Naeema (His)	Viral (science)
9 th	P. Neema (sci)	Purvi (History)	P. Neema (sci)	Purvi (History)	P. Neema (sci)
10 th	Sonal (science)	Deepak (science)	Deepak (science)	Sonal (science)	Deepak (science)
	Monday 29/11	Tuesday 30/11	Wednesday 1/12	Thursday 2/12	Friday 3/12
8 th	K.Naeema (His)	Viral (science)	K.Naeema (His)	Viral (science)	K.Naeema (His)
9 th	Purvi (History)	P. Neema (sci)	Purvi (History)	P. Neema (sci)	Purvi (History)
10 th	Sonal (science)	Deepak (science)	Sonal (science)	Sonal (science)	Deepak (science)
	Monday 6 /12	Tuesday 7/ 12	Wednesday 8/ 12	Thursday 9 /12	Friday 10 /12
8 th	Viral (science)	K.Naeema (His)	Viral (science)	K.Naeema (His)	Viral (science)
9 th	P. Neema (sci)	Purvi (History)	P. Neema (sci)	Purvi (History)	P. Neema (sci)
10 th	Sonal (science)	Deepak (science)	Deepak (science)	Sonal (science)	Deepak (science)
	Monday 13/12	Tuesday 14/12	Wednesday 15/12	Thursday 16/12	Friday 17/12
8 th	K.Naeema (His)	Viral (science)	K.Naeema (His)	Viral (science)	K.Naeema (His)
9 th	Purvi (History)	P. Neema (sci)	Purvi (History)	P. Neema (sci)	Purvi (History)
10 th	Sonal (science)	Deepak (science)	Sonal (science)	Sonal (science)	Deepak (science)




PRINCIPAL
SHRI L. P. RAVAL COLLEGE OF
EDUCATION & RESEARCH
 Raval Nagar, Mira Road (E).

SHRI L.P. RAVAL COLLEGE OF EDUCATION & RESEARCH



Two Years B.Ed. Course
Sem - 3

PRACTICE TEACHING BOOKLET
ACADEMIC YEAR

NAME OF THE STUDENT : Shaikh Raisa
ROLL NO : B-16 METHOD : Science

Raval Nagar, Near New Post Office, Mira Road (E), Thane - 401 107.

Tel.: 022- 28119212 / 28105638 / 9987846781




PRINCIPAL
SHRI L. P. RAVAL COLLEGE OF
EDUCATION & RESEARCH
Raval Nagar, Mira Road (E).

INDEX

LESSON NO.	DATE	TOPIC	SIGN OF SUPERVISOR
1	24/11/22	Force & Types of force	<i>[Signature]</i> 24.11.22
2	25/11/22	Human body and organ system	<i>[Signature]</i> 25/11/22
3	30/11/22	Changes - physical and chemical	<i>[Signature]</i> 30.11.
4	01/12/22	Work and Energy	<i>[Signature]</i> 01.11.22
5	06/12/22	Changes - physical and chemical	<i>[Signature]</i> 6/12/22
6	07/12/22	Materials we use	<i>[Signature]</i> 7/12/22
7	08/12/22	Materials we use	<i>[Signature]</i> 8-12
8	09/12/22	Elements, Compounds & Mixtures	<i>[Signature]</i> 9/12/22
9	13/12/22	Elements, Compounds & Mixtures	<i>[Signature]</i> 13/12/22
10	14/12/22	Chemical change and chemical Bond	<i>[Signature]</i> 14.12.22

THEME TEACHING

1	12/01/23	Cyber crime	
2	13/01/23	Food Adulteration	<i>[Signature]</i> 13/1/2023

CO-TEACHING

1	19/12/22	Heredity and Variation	<i>[Signature]</i> 19/12/22
2	19/12/22	Process of Digestion	<i>[Signature]</i> 19/12/22
3	20/12/22	Heredity and Variation Part II	<i>[Signature]</i> 20/12/22




PRINCIPAL
SHRI L. P. RAVAL COLLEGE OF
EDUCATION & RESEARCH
 Raval Nagar, Mira Road (E).

Shri L. P. Raval College of Education & Research-Mira Road (E)
LESSON PLAN

Date: 24-11-22 Subject: Science Lesson No. 01

Name of the Pupil Teacher: Shankh Ravis Badkundjar Roll No. B-16

Topic: Force and Types of force

Std./Div. VI Period: _____ Guiding Prof. Prof. Sunita Thakur Ma'am

Practicing School: St. Anthony's High School

Previous Knowledge:

Pupil are aware of Force

Content Analysis:

Force and Types of force.

→ Muscular Force.

→ Mechanical Force.

→ Gravitational force.

→ Magnetic Force.

Objectives with specifications:

I) Knowledge: The pupil acquires knowledge of Types of force.

i) Pupil recalls the definition of force

II) Understanding: The pupil develops an understanding of types of force:

i) The pupil explains different types of force e.g Muscular and Mechanical

ii) The pupil differentiates between Gravitational & Magnetic force.

III) Application: The pupil applies her knowledge and understanding in day to day life. i) The pupil generalises different types of force in different situation.

ii) Skills: The pupil develops skills of observation.

i) The pupil makes infer various types of forces.




PRINCIPAL
SHRI L. P. RAVAL COLLEGE OF
EDUCATION & RESEARCH
Raval Nagar, Mira Road (E).

Methodology: The pupil teacher uses lecture-cum demonstration Method.

Correlation: The pupil teacher correlates the topic Geography - Sun and revolution of planets around it. High level

Core Elements: The pupil teacher incorporates inculcation of scientific temper by making them understand the scientific process - Solar eclipse and lunar eclipse. This leads

Values: The pupil teacher inculcates Dignity of labour as core value by giving examples of farmers, cobblers, blacksmiths.

References: <https://www.physicsclassroom.com>; <https://lunaacademy.com>

Instructional Material: football, soft ball, Magnets, clips having various examples of forces.

Engage	Instructional Sequence		
	Initial Engagement & Motivation The pupil Teacher asks students 1) How a boat can move in water? 2) When a ball is kicked what is used? Then Pupil Teacher introduces the Topic force and Types of force and states the aim of lesson.		pupil are concen
Aim	So today we are going to learn force & Types of forces.		Students get enthusiastic
Explore, Explain, Elaborate	Whole Group Instruction / Small Group Instruction / Individual Practice (You may use any one/two/all Three strategies). Describe the sequence of activities in brief with reference to the content covered.		
	Teaching Points	Teacher's Activity	Pupil's Activity
Explore	Types of force.	The pupil Teacher explains with example Muscular force and conducts an activity by lifting objects. Then the pupil teacher asks questions Q1) Give 2 examples of muscular force.	Pupil observe carefully pupil are concen



[Signature]
 PRINCIPAL
 SHRI L. P. RAVAL COLLEGE OF
 EDUCATION & RESEARCH
 Raval Nagar, Mira Road (E).

	Teaching Points	Teacher's Activity	Pupil's Activity
Explain	Mechanical force.	The pupil Teacher shows pictures of machines and explains Mechanical force and asks students to give examples of from their day to day life of mechanical force.	Pupil answers correctly.
	Gravitational force.	The pupil Teacher conducts an activity by dropping pencil on the floor and explaining gravitational force. Then pupil teacher ask students to give examples of gravitational force which they observe in their surrounding.	Students observe carefully. Pupil answers correctly.
	Magnetic force.	The pupil Teacher shows magnet and explains Magnetic force.	The pupil observes carefully.




 PRINCIPAL
 SHRI L. P. RAVAL COLLEGE OF
 EDUCATION & RESEARCH
 Raval Nagar, Mira Road (E).

Closing Activity / Summary (tie up the loose ends, revisit objectives):

The pupil teacher summarizes the topic by asking questions to students.

Evaluation (Check for attainment of learning outcomes):

- 1] What is necessary to change shape or motion of an object?
- 2] Explain Magnetic force with example?
- 3] Define Mechanical force?
- 4] Who discovered gravity?
- 5] State any 2 difference between gravitational force and Magnetic force.

Assignment (Basic on Higher Order Thinking):

Collect more information about various forces that are used in our day to day life.

Chalk Board Work:

Date 24/11/22

Subject: Science

Std. VI.

Topic: Force and Types of Force

FORCE AND TYPES OF FORCE

- Muscular
- Mechanical
- Gravitational
- Magnetic -

Reflections (to be written after the lesson):

The pupils were curious after using the teaching aid. Everyone was listening and paying attention. There was co-operation and positive response from pupils.

Students Sign.


Sup. Sign.




PRINCIPAL
SHRI L. P. RAVAL COLLEGE OF
EDUCATION & RESEARCH
Raval Nagar, Mira Road (E).

OBSERVATION SCHEDULE

1	Lesson Preparation	VG	G	Satis	N.I.	Comments
	Pedagogical Analysis	✓				- Introduction of topic was good.
	Resource Material Used	✓				
	Lesson Outcomes					
2	Teacher					
	Content Knowledge	✓				- Avoid choose answers, tell them to raise their hands.
	Language Competency	✓				
	Composure					
3	Initial Engagement activity & Motivation					
	Relevant & Interesting	✓				- Instruct students to do the silent clap.
	Aim Stated	✓				
4	Teaching-Learning Process-Strategy for instruction: Whole Group/ Small Group / Individual					
	Clear instructions given	✓				- Good interaction with students was seen.
	Stimulated pupils thinking					
	Identifies / Corrects mistakes					
	Provides reinforcement	✓				
	Organisation of group work					
	Meaningful student engagement	✓				- Ls. was well-prepared.
5	Pedagogical Skills					
	Explanation / Discussion	✓				
	Questioning	✓				
	Board Work	✓				
	Voice Modulation					
6	Classroom Climate					
7	Value Inculcation					
	Core Elements					
	Life Values					
8	Review of activities					
9	Provided scope for Application					
10	Attained lesson outcomes					


 Signature

Signature




PRINCIPAL
SHRI L. P. RAVAL COLLEGE OF
EDUCATION & RESEARCH
 Raval Nagar, Mira Road (E).

Administration of unit test and analysis of results

Blue print of unit test

BLUE PRINT

EXAM : UNIT-TEST CLASS : VII

SUBJECT : History DUR. : 30 mins

UNIT : 1. Conflicts with Mughals
2. Administration of Swaraj MAX. MARKS : 25

OBJECTIVES	KNOWLEDGE			UNDERSTANDING			APPLICATION			SKILL			TOTAL		
	E	SA	VSA	E	SA	VSA	E	SA	VSA	E	SA	VSA	E	SA	VSA
1 Conflicts with Mughals			1(3)	2(1)	1(1)		2(1)					1(1)	2(3)	1(3)	
2 Coronation of Shivaji Mal.			1(3)									1(1)			1(4)
3 Ashtrapradhan Mandal			1(1)	3(1)			2(1)						3(1)	2(1)	1(1)
4 Trade and business			1(1)		2(1)		2(1)							2(3)	1(1)
5 Military organization			1(1)		2(1)									2(1)	1(1)
SUB TOTAL			1(7)	3(1)	2(3)	1(1)	2(3)						3(1)	2(6)	1(10)
TOTAL			7	3	6	1	6					2	3	12	10

Note: please put the number of question within brackets and the marks outside the brackets.

SUMMARY

ESSAY OR LONG ANSWER (LA) 3 x 1 → MARKS: 03

SHORT ANSWER (SA) 2 x 6 → MARKS: 12

VERY SHORT ANSWER (VSA) 1 x 10 → MARKS: 10

SCHEME OF OPTIONS:

SCHEME OF SECTIONS:



[Signature]
PRINCIPAL
SHRI L. P. RAVAL COLLEGE OF
EDUCATION & RESEARCH
Raval Nagar, Mira Road (E).

Question Paper

MARY IMMACULATE GIRLS HIGH SCHOOL		
UNIT TEST		
Marks: 25	Question Paper	Duration: 30 mins.
STD: VII		Subject: History
<hr/>		
Q.1 Fill in the blanks:		(3)
a. After the treaty of Purandar, _____ launched a campaign against the Adilshahi.		
b. Foundation of Maratha Swaraj involves a struggle of over _____ years.		
c. The chief of the infantry was called as _____.		
Q.2 Match the Column:		(2)
A	B	
a) Senapati	i) keeping accounts	
d) Rajyabhisheka shaka	ii) organisation of Army	
	iii) the coronation era	
Q.3 Answer the Following questions:		(3)
i. What plan did Shivaji Maharaj draw to attack Shaistakhan?		
ii. Name of the coins minted on the occasion of coronation?		
iii. Where were the ships build?		
Q.4 Give Reason for the following:		(6)
i) Shivaji Maharaj established the council of eight ministers.		
ii) Shivaji Maharaj raised a navy.		
iii) Shivaji Maharaj took an aggressive stand against Mughals.		
Q. 5 Explain the following questions:		(6)
a. How did Shivaji Maharaj accomplished the campaign of Surat?		
b. Explain the cavalry of Shivaji Maharaj.		
c. What was the work of Karkhanis?		
Q.6 Answer in Brief:		(3)
i. Explain The Ashtapradhan Mandal.		




PRINCIPAL
SHRI L. P. RAVAL COLLEGE OF
EDUCATION & RESEARCH
Raval Nagar, Mira Road (E).

Q. 7 Name and locate the following places on the map of India:

(2)

- a. The forts Vellore, Jinji are located in this state.
- b. Shivaji maharaj was under house arrest by Aurangzeb at ____




PRINCIPAL
SHRI L. P. RAVAL COLLEGE OF
EDUCATION & RESEARCH
Raval Nagar, Mira Road (E).

Analysis of data and Mark sheet

Data Analysis and Interpenetration of marks scored in Unit Test by students

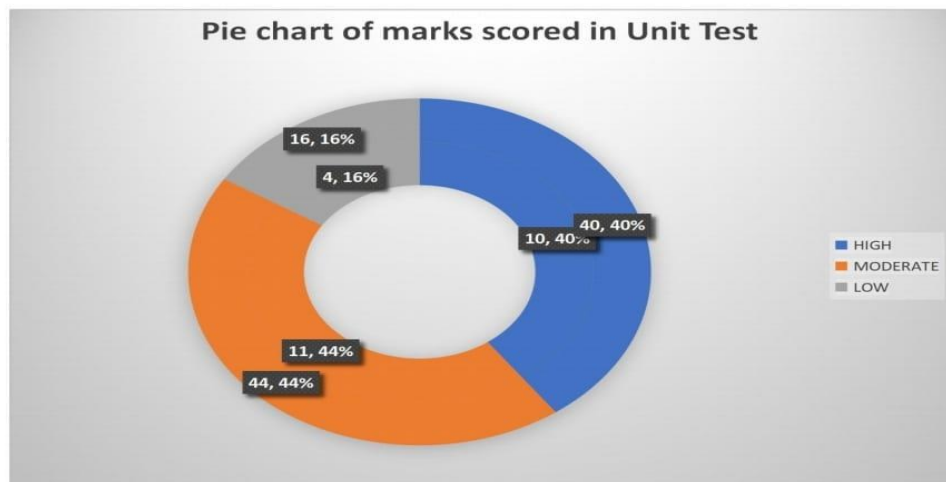
ROLL.NO	NAMES OF STUDENTS	MARKS SCORED out of 25
1	Anita shinde	20
2	Akshata Suvarna	18
3	Bina Shirvastav	22
4	Chitali Seth	13
5	Cyath Pinto	23
6	Daisy Mendes	24
7	Farnaaz Khan	12
8	Fiza Shaikh	8
9	Gauri Kothari	15
10	Greena Gomes	19
11	Heena Khan	21
12	Jecika Gonsalvis	23
13	Kalpana Shah	16
14	Liyana Ferns	14
15	Manyata Patkar	10
16	Nisha Gupta	13
17	Prisha Thakur	18
18	Riya Samat	9
19	Sheeba Shetty	25
20	Sanaya Mehra	24
21	Trisha Sharma	22
22	Tapasya Tyagi	16
23	Urvi Negi	19
24	Unnati OJha	21
25	Vinita katkar	10

	MARKS	%
HIGH	10	40
MODERATE	11	44
LOW	4	16




PRINCIPAL
SHRI L. P. RAVAL COLLEGE OF
EDUCATION & RESEARCH
Raval Nagar, Mira Road (E).

Interpretation of results



Solution: From the above mention pie chart we can observe that, In the history test 40% of students have scored highest marks than other students. 44% have scored moderate marks and 16% students have scored low marks. The reason for scoring low marks was not attempting questions, spelling errors and lack of knowledge. The students scoring high marks have attempted the full test paper well, with good handwriting and presentation and also had good content knowledge. The students getting moderate marks have tried their best to solve the paper but little more efforts will take them to perfection.



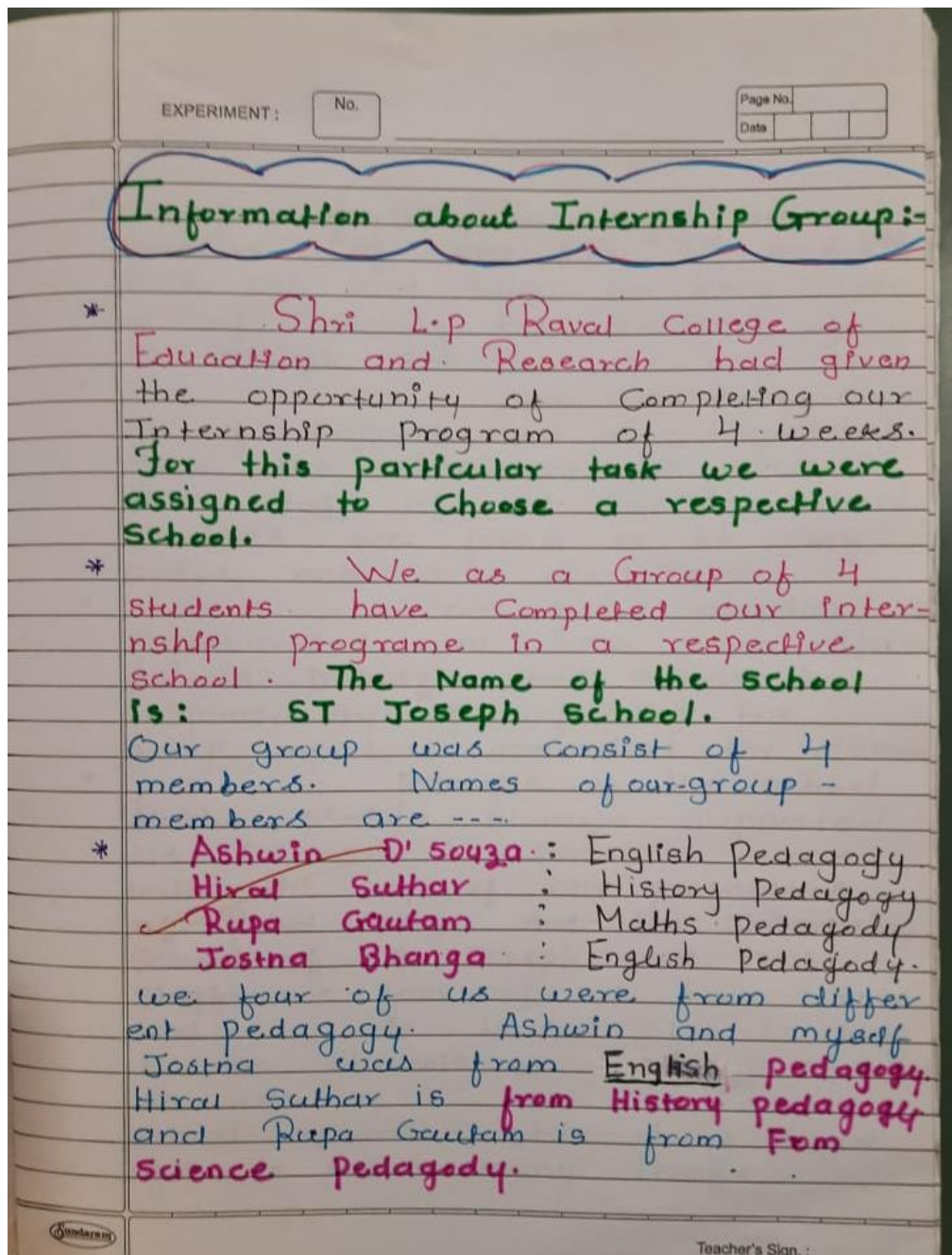

PRINCIPAL
SHRI L. P. RAVAL COLLEGE OF
EDUCATION & RESEARCH
Raval Nagar, Mira Road (E).

Shri L. P. Raval College of Education and Research, MiraRoad (East)

Academic Year 2021-22


Name of the school: St. Joseph's High School, Sanghvi Tower, MiraRoad (East)

LIST OF INTERN



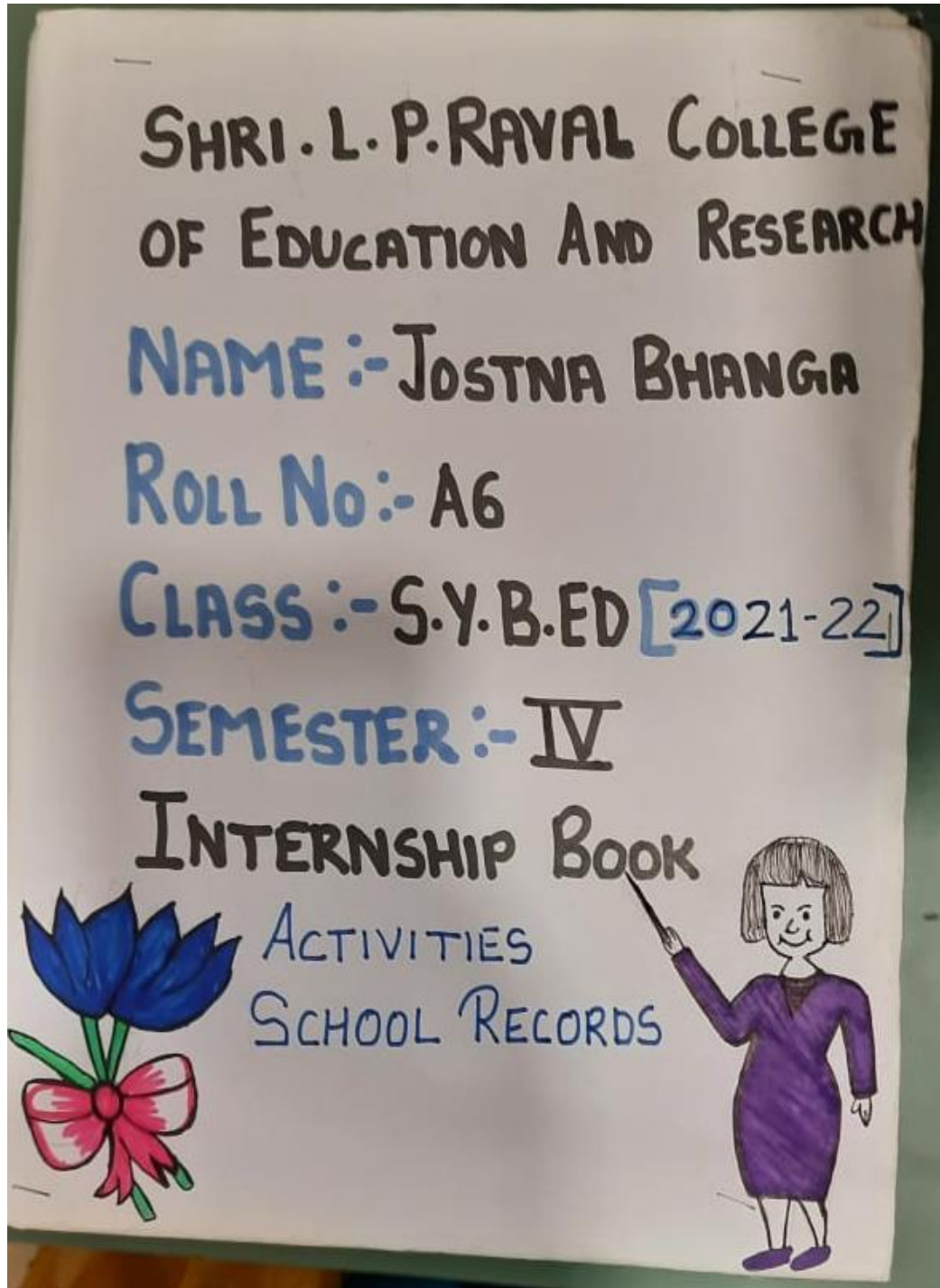

PRINCIPAL
SHRI L. P. RAVAL COLLEGE OF
EDUCATION & RESEARCH
Raval Nagar, Mira Road (E).

INTERNSHIP GROUP




PRINCIPAL
SHRI L. P. RAVAL COLLEGE OF
EDUCATION & RESEARCH
Raval Nagar, Mira Road (E).

SEM IV INTERNSHIP REPORT




PRINCIPAL
SHRI L. P. RAVAL COLLEGE OF
EDUCATION & RESEARCH
Raval Nagar, Mira Road (E).

EXPERIMENT :

No.

Internship school.

PAGE No.

Date

Information about the Internship School.

Name of the School : St. Joseph High School, Mira Road.

School is located at near Sangvi Tower Shanti Park. Dr Ambedkar Rd near Shrushti Bridge, Poonam Complex.

School is run by : A Couple namely Mr Norbert and Mrs Violet.

Principle of St Joseph School is Mrs Rexha Malliy.

School has 12 classrooms,

1 Library, And one Science Lab.

The total number of Students is 964 in Primary 1-7 std There are 652 Students.

And in Secondary: There are 312 Students Number of Teachers in Secondary is 15... And in Primary 12.

St Joseph School was established in the year 1995.. and grew naturally.

Every year school has the record of 100 percent results.

Teacher's Sign. :




PRINCIPAL
SHRI L. P. RAVAL COLLEGE OF
EDUCATION & RESEARCH
Raval Nagar, Mira Road (E).

EXPERIMENT :

No.

Page No.

Date

1st Week of Internship :->

From 21-2-2022 to 26-2-2022

- In the first week of our internship we got the permission from the school principle to teach the students. Few days prior the time table was prepared and was displayed in the group. In the first week I have taught 2 **Individual Lessons** Lesson plans were prepared by me. Two lessons were checked by professor Fatima mam.
- On 24-2-2022 I taught the students of std VI. Name of The Topic was: **A Mad Tea Party. 1st Lesson**
- I Began the class with Prayer. There were around **50 students in the class.** I found the students to be active and participated well. Professor Fatima came to observe my lesson. For the set Induction I had made some Characters - Students played various roles and class

Teacher's Sign. :




PRINCIPAL
SHRI L. P. RAVAL COLLEGE OF
EDUCATION & RESEARCH
Raval Nagar, Mira Road (E).

EXPERIMENT :

No.

Page No.

Date

was very interactive.

Lesson on 'A Mad Tea party' from English Textbook for the std of 6th. First the Introduction of the Author Lewis Carroll was given also I gave the Narration of the first half of the story. Then the Simultaneous reading and discussion of New Vocabulary was done in the class. **And at the end Evaluation part was done.**

Class was on offline mode. It was my first experience of teaching **English subject to the students.** Students were very active in the class. Various questions were asked by students based on this topic. Beginning I made students to sing song. They were happy as whole class joined in singing the song which they have learnt in primary class. I had prepared my lesson therefore I could reach out to the students in possible ways I could.

Teacher's Sign. :




PRINCIPAL
SHRI L. P. RAVAL COLLEGE OF
EDUCATION & RESEARCH
Raval Nagar, Mira Road (E).

EXPERIMENT:

No.

Page No.

Date

2nd Lesson

On 25.2.2022 I taught the students of Std VIII. This was my second lesson. Topic was on: **Revolutionary steps in Surgery.** This lesson was observed by school teacher of St Joseph school. Few days prior lesson plan was checked by Fatima mam. This was my second lesson of English subject which I taught to the students of Std VIII in offline mode.

I began the class with prayer.

Then the introduction about the topic was given to the students. Also I explained the meanings of various scientific words used in medical term. Information about ~~Sushruta~~ ~~Sambhita~~ Cardiac Surgery and ~~Neurosurgery~~ was given. and at the end children were evaluated as I asked few questions to the students.

In the set induction we played a small drama of Doctor and patient where they enjoyed it with great enthusiasm.

Children were active and participated well in answering the questions.

Though first week was very busy -

Teacher's Sign. :



[Signature]
PRINCIPAL
SHRI L. P. RAVAL COLLEGE OF
EDUCATION & RESEARCH
Raval Nagar, Mira Road (E).

EXPERIMENT :

No.

Page No.

Date

but I enjoy teaching the students in offline mode. There was lot of interaction between pupil teacher and students. I felt confident while giving second lesson plan on Revolutionary steps in Surgery. We four members in our group have tried our best to reach out to the students.

Various scientific terms were used in this lesson but this was an opportunity for me as well to learn through this topic the information about various diseases and types of surgeries. Students were attentive in the class. Also as a observer teacher of that school was also supported me for the mainting of the silence in the class.

In this first week along with my other group members supported each other, in all the preparation of the class and also regarding the timings of different classes. Students have helped us to maintained silence in the class also they were active participants in the class. as they responding well.

Teacher's Sign. :



[Signature]
 PRINCIPAL
 SHRI L. P. RAVAL COLLEGE OF
 EDUCATION & RESEARCH
 Raval Nagar, Mira Road (E).

EXPERIMENT :

No. _____

Page No. _____

Date _____

2nd Week of Internship.

* From 28th February to 5th of March.

In Second week of my Internship I have taught 5 Lessons to the students of different class. Few days prior we received the time table for second week. Time table was provided by the principle of St Joseph school to all the members in the group. Lesson plans were checked by professor Fatima mam. She guided me during my lesson preparation. Five lessons were from English pedagogy.

In this week I taught 3 Individual Lessons as well as 2 Co-Teaching. For Co-Teaching my co-teacher was Ashwin D'Souza. Co-Teaching lessons were prepared by both of us as we collaborated and took the opinion of each other. Two Co-Teaching types were of one Teach and one assist. We both teachers have taught the students to make it more interactive and Collaborative.

Teacher's Sign. : _____




PRINCIPAL
SHRI L. P. RAVAL COLLEGE OF
EDUCATION & RESEARCH
Raval Nagar, Mira Road (E).

EXPERIMENT :

No.

Page No.

Date

On 28-2-2022 I taught
3rd lesson to the students of std VII.
 Name of the topic was: Seeing eyes
 helping hands.

I began the classⁿ prayer.
 Set Induction began with small skit
 and the questions that were asked
 in the class. After few questions
 students had revealed the name of
 the topic. I had given basic informa-
 tion regarding the orphan age & home for
 the Aged. Students shared their
 experience as many of them had
 visited the houses of home for the
 Aged. Students have shown interest more
 as I shared and also gave the examples
 of day today life.

This lesson was observed by
~~Dias Teacher~~ of St Joseph School.
 Even while teaching this lesson I have
 taught the students the format of the
 letter. Information was given as why
 the letter writing is important. Also
 basic knowledge about the formal as
 well as informal letter. I have to
 the class importance of helping others.
 I had asked the students to read the
 lesson and explanation was provided.

Teacher's Sign. :



[Signature]
 PRINCIPAL
 SHRI L. P. RAVAL COLLEGE OF
 EDUCATION & RESEARCH
 Raval Nagar, Mira Road (E).

EXPERIMENT:

No.

Page No.

Date

I also conducted the Activity for the students as I called few of them to write the Formal of letters on the Board.

In this topic I tried to inculcate in students the cultural and moral values as this topic was focused on helping the others.

Students shared their experiences of their visits to the Home for the Aged and orphan age.

I found class was very active since it was offline majority (class was) students were present.

At the end the summarization of the topic was done through the points based on the topic that I taught. Seeing Eyes Helping Hands.

Students have given the answers of the questions as per the questions asked by me.

Class was interactive and responsible too. They have maintained silence in the class.

Teacher's Sign. :




PRINCIPAL
SHRI L. P. RAVAL COLLEGE OF
EDUCATION & RESEARCH
Raval Nagar, Mira Road (E).

EXPERIMENT :

No.

Page No.

Date

* On 2-3-2022 I Completed
4th Lesson for the students
of std VI.
Name of the Topic is : The phantom
Tobboth.
Lesson was observed by Fatima mam
Subject : English.

* Rough Lesson plan was
checked by Fatima mam.
On 2-3-2022
at 9.45 I Began the class
with Prayer.

Set Induction was
* given as I told students to
find out the Images of Educat-
ional movie. Students with great
interest revealed the name of the
topic.

I explained the topic
to the students, as I told
them about the Author.

- Norman Juster.
- Then Short Narration of the
Story.
- Lesson was read by few
students as well as we had
discussion method

Teacher's Sign. :




PRINCIPAL
SHRI L. P. RAVAL COLLEGE OF
EDUCATION & RESEARCH
Raval Nagar, Mira Road (E).

EXPERIMENT:

No.

Page No.

Date

Students learnt new vocabulary from the textbook. Summarization of the topic was done through various points. And at the end I evaluated the students by asking few questions.

The lesson on phantom Tollbooth was just an A Book Review which was given in the textbook.

This was the story of 10 year old boy that suffered in his life. But after receiving the phantom tollbooth his life was changed.

Students of Std VI had taken keen interest of learning the story of school going boy. They too have participated well while answering the questions.

During the class students maintained silence.

I too had prepared myself well for this class as to make students understand the story of Phantom Tollbooth. I had good experience of teaching this lesson.

Teacher's Sign. :




PRINCIPAL
SHRI L. P. RAVAL COLLEGE OF
EDUCATION & RESEARCH
Raval Nagar, Mira Road (E).

EXPERIMENT :

No.

Page No.

Date

- On 3-3-2022 ... I Completed 5th Lesson plan.
- Name of the topic was: The Bees
- Subject : English.
- STD : VIII.
- Lesson No: 5
- Observed by: Subject teacher of St Joseph School.

On 3 March 2022 I taught the students of std VIII This was poem on The Bees.

I began the topic with prayer. It was in offline mode at ST. Joseph School at Mira Road.

In Set Induction Students performed Small Drama. After the Drama few questions were asked to the class. Students revealed the name of the topic.

Name of the topic was written on the Board.

First I began with the poet : William Shakespear.

Introduction of the theme of the poem was given to the Students.

Teacher's Sign. :




PRINCIPAL
SHRI L. P. RAVAL COLLEGE OF
EDUCATION & RESEARCH
Raval Nagar, Mira Road (E).

EXPERIMENT :

No.

Page No.

Date

I asked the students to do simultaneous reading and discussion of new vocabulary.

While teaching about the poem called The Bees, I taught them various roles of the bees. How do they work in unity.

I inculcated in students the values of Unity and Peace.

I found students to be very active and participated well.

with the help of the students and teacher I completed my five individual lesson plans. Students of Std VIII developed interest in the poem.

Students too have shared their experience based on the poem called The Bees.

I ended the poem while explaining few points of English poem.

At the end they were evaluated as I asked them few questions. Students were disciplined in the class.

Teacher's Sign. :




PRINCIPAL
SHRI L. P. RAVAL COLLEGE OF
EDUCATION & RESEARCH
Raval Nagar, Mira Road (E).

EXPERIMENT :

No.

Page No.

Date

In Second week I completed 2-
Co-Teaching Lessons.

* 1st Co-Teaching.

One-Teach - one Assist.

Co-Teachers : Jostna Bhanga
: Ashwin D'Souza

* Main Teacher: Jostna Bhanga
Assisting Teacher: Ashwin D'Souza.

With the help of my Co-Teacher
I prepared a lesson plan which
was checked by Professor Fatima..

* On 4 March 2022 at 9.45
we both co-teachers taught the
students of St Joseph School,
From Std VIII.
Name of the topic was: A Battle
of Baffle.

* Class was began with the Prayer.
Set Induction was given by
Ashwin D'Souza.

Teacher's Sign. :




PRINCIPAL
SHRI L. P. RAVAL COLLEGE OF
EDUCATION & RESEARCH
Raval Nagar, Mira Road (E).

EXPERIMENT :

No.

Page No.

Date

He introduced the topic as he narrated the story of Balaji Vishwanath.

As a Main Teacher I began the topic with the information on the Court room of Krishnadevaraya.

The Assisting teacher showed various images and also wrote the difficult words on the board. Also the meanings of the words.

A Baffle of Baffle topic was in the form Dialogue, therefore it was divided into 3 - Scenes.

Story was explained by main teacher. Whereas co teacher asked the students to read the Dialogue of textbook.

Few students were given chance to play the characters of various people in the story.

Students developed the interest in the story as it was read with different tone and voice modulation.

Teacher's Sign. :




PRINCIPAL
SHRI L. P. RAVAL COLLEGE OF
EDUCATION & RESEARCH
Raval Nagar, Mira Road (E).

EXPERIMENT :

No.

Page No.

Date

Students showed their responsibility and active participation in the class.

At the end topic was Revised by main teacher. As I explained the points again in short.

Students were Evaluated by Assisting teacher as he asked few questions based on the topic which was taught to them.

This lesson was observed by the school teacher of St Joseph School.

Teachers and Principle of St Joseph School collaborated well with us.

Over all I had good experience while teaching to the Students of St Joseph School.

My Co-Teacher Ashwin D'Souza have helped me for the Preparation of Co-teaching. He supported and guided for the same.

Students of St Joseph School enjoyed Co-teaching Class that is one-Teach one Assist. Class Silence was maintained well.

Teacher's Sign. :




PRINCIPAL
SHRI L. P. RAVAL COLLEGE OF
EDUCATION & RESEARCH
Raval Nagar, Mira Road (E).

EXPERIMENT :

No.

Page No.

Date

* Co-Teaching Lesson No - 2

* Co-Teaching Type: One Teach - one Assist.

* On 4 March 2022 - Along with Ashwin D'Souza I taught the student of St Joseph School.

* Expert Teacher: Ashwin D'Souza
Assisting Teach: Jostna Bhanga

* Name of the topic: The stored in the stone.
To the students of STD VI

* Lesson was observed by: The Subject Teacher of St Joseph School.

* Lesson began with prayer.
Quiz form questions were asked in the set Induction.
Students actively participated in answering the questions.
Students enjoyed co-teaching in the class.

Teacher's Sign. :




PRINCIPAL
SHRI L. P. RAVAL COLLEGE OF
EDUCATION & RESEARCH
Raval Nagar, Mira Road (E).

EXPERIMENT:

No.

Page No.

Date

We both teachers managed the class as students also collaborated with us well.

Information regarding this topic was provided by both of us.

Teachers have supported us as the instructions were given to the students regarding discipline.

I had good experience with the students of std 6th as well as my co-teacher.

Co-Teaching was very interactive as we both teachers actively participated in teaching the students.

Expert teacher explain the topic in - Narration method. Also the core values were taught.

As a (Co-teacher) ~~Assisting~~ Teacher I gave the information about various images which were displayed on the chart as well as meanings of various words.

At the end students were evaluated by asking few questions.

Teacher's Sign.:




PRINCIPAL
SHRI L. P. RAVAL COLLEGE OF
EDUCATION & RESEARCH
Raval Nagar, Mira Road (E).

EXPERIMENT :

No.

3rd week Report

Page No.

Date

* 3rd week Internship Report:

* From - 7 of March to 12 March.

2022

* In 3rd week I completed
3 Co-Teaching Lessons.

* Alternative Teaching : 2 Lessons
Station Teaching : 1 Lesson.

* For Alternative Teaching my Co-Teacher
was : Ashwin D'souza.

* Station Teaching was done by :

- 1) Hiral Suthar
- 2) Ashwin D'souza
- 3) Roopa Gautam
- 4) Jastna Bhanga.

* Rough Lesson plan was prepared
by Ashwin D'souza and myself
for the Alternative teaching
Professor Fatima Guided over for
the two Co-Teaching Lessons.

* Also the Station teaching Lesson
was prepared by Four members

Teacher's Sign. :




PRINCIPAL
SHRI L. P. RAVAL COLLEGE OF
EDUCATION & RESEARCH
Raval Nagar, Mira Road (E).

EXPERIMENT :

No.

Page No.

Date

We each one had collaborated in preparing rough lesson. And Professor Fatima guided for the same.

We had good experience in Co-teacher as students also have co-operated well with us.

Teachers and principle had provided the time table for 3rd week which we followed and taught the students of STD VIII :

We had covered 3 lessons of std VIII. Names of Topics are as follows--
Alternative Teaching : The kite Festival.
: The vet
Station Teaching : News Analysis.

Teachers and principle of St Joseph School helped us in all the possible ways. We managed to complete our Co-Teaching lesson in time. We also enjoyed the company of all students and teachers through-out our teaching learning experience.

Sundaram

Teacher's Sign. : _____




PRINCIPAL
SHRI L. P. RAVAL COLLEGE OF
EDUCATION & RESEARCH
Raval Nagar, Mira Road (E).

EXPERIMENT :

No.

Page No.

Date

*

Lesson No: 3-

Alternative Teaching.

Subject : English

Std : VIII

Name of the practicing school:

St Joseph School.

On 7 March 2022 I taught to the students of std VIII on Kite Festival.

We both teachers had taken initiative of teaching the students on kite festival. Same topic was taught in different method. Innovative ideas and creativity was used.

Students enjoyed drawing the kits on the Board.

We had good experience in Alternative teaching. Students collaborated with us well. They were able to answer well in the class.

This lesson was observed by the school teacher of St Joseph.

We both teachers have shared the knowledge to the students based on various festivals and specially Kite Festival and it's important.

Teacher's Sign. :




PRINCIPAL
SHRI L. P. RAVAL COLLEGE OF
EDUCATION & RESEARCH
Raval Nagar, Mira Road (E).

EXPERIMENT:

No.

Page No.

Date

* Co-Teaching

* Alternative Teaching : Lesson No: 4

* Name of the Topic : The vet

* Subject : English

* On 8 March 2022 I taught the students of std VIII, along with My Coteacher: Ashwin D'Souza.

Few days prior Lesson was checked by guiding professor Fatima mam.

Lesson was observed by: The school teacher of St Joseph at Mira Road.

We both the teachers had taken initiative of preparing our topic to teach the students about Doctors.

This was the poem was taught in different methods by both of us students enjoyed our teaching methods.

Beginning of the poem

Teacher's Sign. :




PRINCIPAL
SHRI L. P. RAVAL COLLEGE OF
EDUCATION & RESEARCH
Raval Nagar, Mira Road (E).

EXPERIMENT :

No. _____

Page No. _____

Date _____

I explained the students regarding pet animals.

Ashwin D'souza also used different method to explain the poem.

Students were very active in the class. Collaborated well with us.

Students too have shared their experience in the class.

Students sang the poem in Rhythmic way.

Whole class was involved in reciting the poem.

Students were enthusiastic to learn the poem and regarding Doctors profession of treating the pet animals.

Various practical examples of Doctors were shared in the class.

Over-all Co-teaching was really a good where we experienced coordination of principle teachers and students of the Std VIII class. At the end students were evaluated based on the poem that the questions were asked.

Teacher's Sign. : _____




PRINCIPAL
SHRI L. P. RAVAL COLLEGE OF
EDUCATION & RESEARCH
Raval Nagar, Mira Road (E).

EXPERIMENT:

No.

Page No.

Date

* Co-Teaching : Lesson No : 5

STATION Teaching:

On 9 March 2022 → Station teaching was done by four members of our group

Names of the Co-teachers as follows -

- 1) Rupa Gauram = Maths
- 2) Hiral Suthar = History
- 3) Ashwin D'Souza = English
- 4) Jostna Bhanga = English

Topic of the station teaching was News Analysis
From ~~SE~~ English Textbook of Std VIII.

Rough Lesson plan was prepared by four members of our group. Professor Fatima's guided for this lesson.

Each one of us had prepared our content based on our respective pedagogy.

Teacher's Sign. : _____




PRINCIPAL
SHRI L. P. RAVAL COLLEGE OF
EDUCATION & RESEARCH
Raval Nagar, Mira Road (E).

EXPERIMENT :

No.

Page No.

Date

* 4th Week of Internship

* From 14 of March to 19 March..

* We the Students of S.Y.B.ed were assigned to Complete two Activities In our respective Schools as a Part of our Internship Program.

Few days prior our group which consist of Four members namely.

Ashwin D'souza

Hiral Suthar

Rupa Gautam

Jostna Bhanga --- planned over

this particular task.

* For this Particular task we were granted the permission by the principle of St Joseph School Rexha Mallya.

We decided in the group regarding Activities.

Then it was informed to the class teacher regarding the material which we required.


Each one had taken the responsibility to do the best.

Teacher's Sign. : _____





PRINCIPAL
SHRI L. P. RAVAL COLLEGE OF
EDUCATION & RESEARCH
Raval Nagar, Mira Road (E).

Student teachers conducting various activities




PRINCIPAL
SHRI L. P. RAVAL COLLEGE OF
EDUCATION & RESEARCH
Raval Nagar, Mira Road (E).




PRINCIPAL
SHRI L. P. RAVAL COLLEGE OF
EDUCATION & RESEARCH
Raval Nagar, Mira Road (E).